

Give your partner an activity page.
Read the instructions that belong to that activity page out loud.
Your partner should listen to your instructions and do what you say.

PAGE 9: COLOR THE LETTERS You will need your crayons or colored markers to do this page. Listen carefully to the directions, they cannot be repeated. There is a message hidden in the letters.

1) Color the o's yellow. 2) Color the i's green. 3) Color the two a's and the three e's red. 4) Color the s's, n's, and r's blue. 5) Color the g's and d's brown. 6) Color the l's and t's orange. 7) Color the y's and u's black. 8) What is the hidden message?

PAGE 11: REMEMBERING & FOLLOWING DIRECTIONS You will need crayons and a pencil for this activity.

1) If red and green are colors, put an X in the square on the left. 2) If March and April are months, color the diamond red. 3) If Tuesday is the day before Monday, color the star on the left green. 4) If $3 + 2$ is the same as $2 + 3$, draw a circle on the box at the bottom. 5) If words like rain, thunder, wind, and snow tell about weather, draw a wheel on the bicycle. 6) If your grandmother is your mother's father, color the box at the top yellow. 7) If elbows, eyebrows, and ankles are parts of an automobile, draw a face in the circle at the bottom. 8) If soccer, tennis, and hockey are games, draw a circle around the triangle at the top. 9) If robins, sparrows, and parakeets are vegetables, draw a wheel on the wagon. 10) If a-e-i-o-u are vowels, write the first three letters of the alphabet in the rectangle on the left. 11) If bananas, apples, and oranges are fruit, write your name on the line in the center. 12) If the sun shines at night, color the moon on the right yellow. 13) If fathers, uncles, and nephews are girls, draw three whiskers on the cat. 14) If horses, bicycles, and elephants can be ridden, draw a tail on the donkey. 15) If California, Kansas, and Texas are famous people, draw the missing leg on the man.

PAGE 12: BOXES Listen to the directions, look at the **first row** of boxes, and then do what you are told. Wait until you hear the entire direction before you begin to work.


1) In the first box, put an X. 2) In the third box, put an A 3) In the second box, write a 6 in the middle of the box. 4) In the second box, put a 5 at the top of the box. 5) Draw a square around both of the letters. 6) Draw a zigzag line between the numbers.

Look at the **second row** of boxes. 1) Draw a line under the word *dog*. 2) In the first box, put a + mark in the top left corner. 3) In the middle box, write a 3 under the word. 4) Draw a line from the d in bird to the a in cat.

Look at the **third row** of boxes. 1) In the third box, write your last name at the bottom. 2) In the first box, write your first name. 3) In the second box, make an X in the middle of the box. 4) In the last box, make an X. 5) Make a wiggly line from your name in the first box to the X in the last box.

Name _____



Color the Letters



Hidden Message:

Name _____

Following Directions



ON YOUR OWN: Write one more direction to be done on this page.

Name _____

Boxes



ROW 1

--	--	--

ROW 2

bird	cat	dog
------	-----	-----

ROW 3

--	--	--